

F. REYHER Nchfg.	Transport and Packaging Regulations Europe	REYHER 
REY 901-1		

Revision-No.: 1.01

Date of issue: 01/2020

Transport and Packaging Regulations F. REYHER Nchfg. GmbH & Co. KG

Table of contents

1. Field of Application	2
2. Packing Instruction	2
2.1 Cardboard Box	2
2.2 Quality Requirements	3
2.3 Quality Assurance	3
2.4 Small Load Carriers.....	3
2.5 Covering Box.....	3
2.6 Packages	3
3. Label	4
3.1 Layout	4
3.2 Positioning of Label	4
4. Transport Regulations	5
4.1 Delivery	5
4.2 Pallets	5
4.3 Packing Scheme	5
4.4 Frames and Corners.....	6
4.5 Load Securing	7
4.6 Threaded rods	7
5. Documents	7
5.1 Packing List.....	7
5.2 Certificates	8
5.3 Logistics Label.....	8
6. Attachment	9
7. Adjustments	9

Created by: P. Rahms	Created on: 15.01.2020	Version: 6
Proved by: A. Schwertfeger H. Oetjen	Checked on: 15.04.2020 17.04.2020	
Authorized by: R. Krumbiegel	Approved on: 22.04.2020	Page 1 of 9

F. REYHER Nchfg.	Transport and Packaging Regulations Europe	REYHER 
REY 901-1		

Revision-No.: 1.01

Date of issue: 01/2020

1. Field of Application

The following transport and packaging regulations (TuVV) are in-dependent of the Incoterms agreed upon and a complementary component of our purchasing conditions. They apply to manufacturers in the European Union and their neighboring countries.

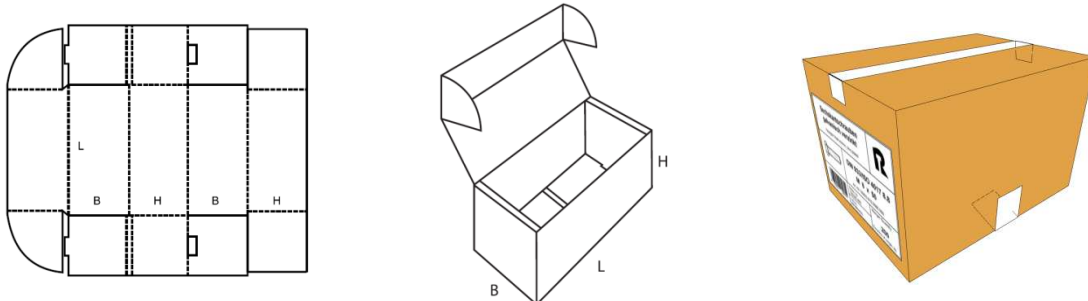
2. Packing Instruction

The cardboard type is defined in Appendix 3: REY904 – Specification for standard cartons. Loose or bulk goods must be delivered in packaged units consisting of stable cartons up to a maximum weight of 20 kg, including information about the number of items and a description of contents. Packaging Units with shortage in nominated box-quantities have to be avoided. (For further information of box quality see chapter 2.2 and 3). According to the Packaging Act §6 Labeling, packaging can be labeled for identification.

2.1 Cardboard Box

Please use box-type FEFCO 0471. On the one hand box-cartons have to be filled to save space (i.e. well filled with little or no empty spaces), on the other hand the box-cartons and lid must not be deformed or put under pressure by the content. The lid should be secured with tapes. Depending on article and quantity, use one of the 7 carton sizes (Table 1).

Structure + Tapes – manual Box



- Tapes are to be attached to both open sides of the lid and to the closure.
- In order to ensure a width of 90 mm only change length or height for special dimensions.
- Products coated in oil or similar substances have to be packed additionally in polythene bags.
- Small parts (< 4 mm) have to be packed in a polythene bag within the package

Created by: P. Rahms	Created on: 15.01.2020	Version: 6
Proved by: A. Schwertfeger H. Oetjen	Checked on: 15.04.2020 17.04.2020	
Authorized by: R. Krumbiegel	Approved on: 22.04.2020	Page 2 of 9

2.2 Quality Requirements

For quality assurance of cardboard, the following minimum requirements must be met.

Token	Quality
Sort:	1.20 E
Stiffness ECT: (kN/ m)	4,0
Bursting strength: (kPa)	770
Interior:	120 g Test liner / brown
Wave:	90 g E-Wave
Exterior:	140 g Test liner / brown


2.3 Quality Assurance

The supplier cardboard boxes have to pass defined test procedures. The test procedures are to be carried out by the supplier.

Carton drop test:

- Drop the carton from the selected height 1 time
- Drop on one edge
- The test is passed if no articles fall out

Product weight	Drop height
Up to 10 kg	80 cm
10 - 20 kg	60 cm



2.4 Small Load Carriers

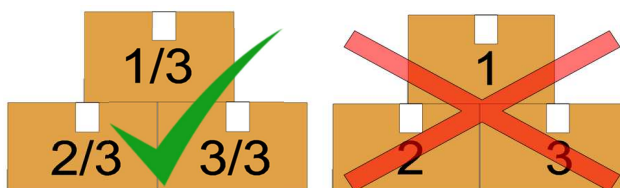
For articles to be delivered in small load carriers (slc) applies: max. 23 kg weight per slc and a maximum of 4 slc per article. It is important to ensure that pure slc are supplied.

2.5 Covering Box

Generally, positions ≤ 100 kg and filled in box 1 or 2 should be packed in our covering box (REY903 for specification, please refer to the attachment 1). Keep a maximum of 23 kg per covering box and don't exceed the number of 4 covering boxes per article.

2.6 Packages

When delivering individual packages the sender and recipient must be clearly recognizable on the outside of the package. If a delivery consists of several packages, each one must be labelled with the total number.



Created by: P. Rahms	Created on: 15.01.2020	Version: 6
Proved by: A. Schwertfeger H. Oetjen	Checked on: 15.04.2020 17.04.2020	
Authorized by: R. Krumbiegel	Approved on: 22.04.2020	Page 3 of 9

F. REYHER Nchfg.	Transport and Packaging Regulations Europe	REYHER 
REY 901-1		

Revision-No.: 1.01

Date of issue: 01/2020

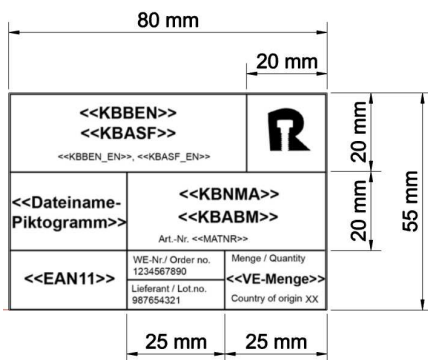
3. Label

3.1 Layout

Each packaging unit must be equipped with a label. The labels are to be produced in accordance with REY902 (Appendix 2), required data is provided by Reyher. Only black and white labels should be used.

Example:

Blank with dimensions



Label



3.2 Positioning of Label

The label takes place at the front of the box (80 x 90 mm side). Make sure that tape and label do not overlap. Using box RN4 the label takes place above the tape on top.



Created by: P. Rahms	Created on: 15.01.2020	Version: 6
Proved by: A. Schwertfeger H. Oetjen	Checked on: 15.04.2020 17.04.2020	
Authorized by: R. Krumbiegel	Approved on: 22.04.2020	Page 4 of 9

4. Transport Regulations

4.1 Delivery

For deliveries of 5 or more pallets please use our time slot login. Please advise them at least one day in advance. We will refuse to accept the delivery. Your registration is valid as soon as you have received a conformation from us. Please note that a new time slot may be given by Reyher.

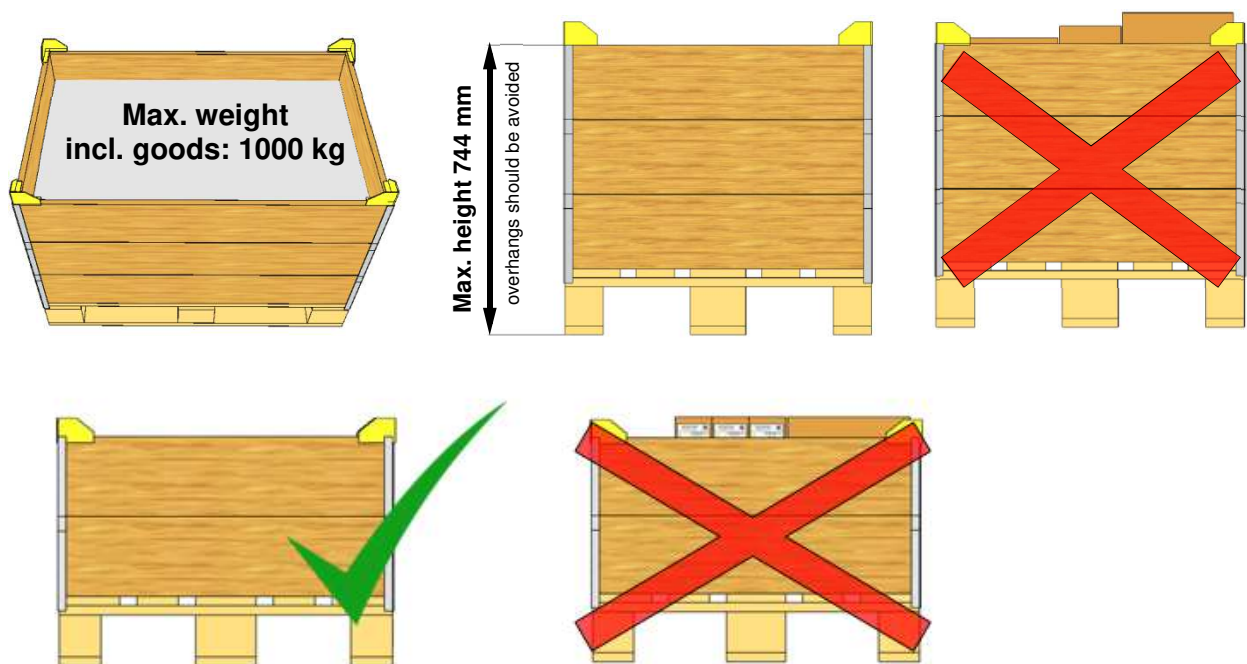
E-Mail for registration: WE.Zeitfenster@reyher.de

4.2 Pallets

All packages have to be loaded on undamaged and technically intact flat Euro pallets conforming to UIC standard (800 x 1200 mm) with DB quality label RAL RG 993 and according to IPPC standard.

4.3 Packing Scheme

- Palletized transportation units have a maximum load height of 744 mm (3 Layers including pallet), and may not exceed a total weight of 950 kg. The number of single item pallets has to be optimized in compliance with these limits (e.g. “don’t divide 800 kg to 2 x 400 kg”)

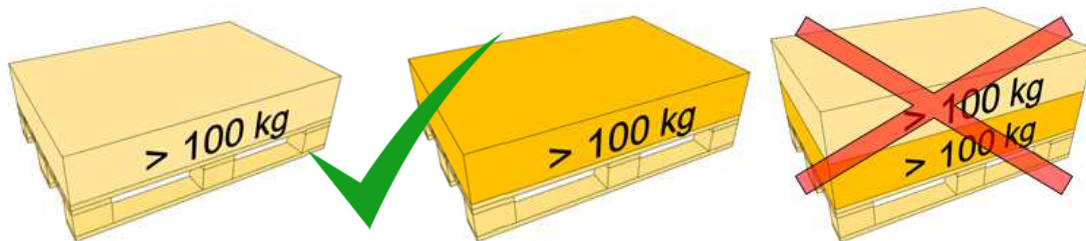


- Packaging units on a pallet have to be secured against slipping and packed with no overlapping parts to a compact and safe transport unit (REY904 appendix 3)

Created by: P. Rahms	Created on: 15.01.2020	Version: 6
Proved by: A. Schwertfeger H. Oetjen	Checked on: 15.04.2020 17.04.2020	
Authorized by: R. Krumbiegel	Approved on: 22.04.2020	Page 5 of 9



- Packaging Units and pallets have to be packed according to orders and products. Articles must not be divided into partial loads between several pallets and packages. Pallets with mixed content have to be kept to a minimum and specially labeled. Therefore a position weighing more than 100 kg has to be packed onto a pallet separately.



- Stacking pallets is only allowed when it is 100% guaranteed that the articles as well as the packaging will not be damaged.

4.4 Frames and Corners

For reasons of safety, wood-framed pallets have to be stacked by using yellow plastic corners. These have to be fixed loosely.



Created by: P. Rahms	Created on: 15.01.2020	Version: 6
Proved by: A. Schwertfeger H. Oetjen	Checked on: 15.04.2020 17.04.2020	
Authorized by: R. Krumbiegel	Approved on: 22.04.2020	Page 6 of 9

F. REYHER Nchfg.	Transport and Packaging Regulations Europe	REYHER 
REY 901-1		

Revision-No.: 1.01

Date of issue: 01/2020

4.5 Load Securing

The container load must be secured against shifting on all sides. Empty space between pallets and / or container walls must be filled in. Filling materials such as pallets or wooden boards can be used.

4.6 Threaded rods

Threaded rods are to be packed in foil. Certified wooden frames must be used for safe transport. In addition, a metal bracket must be attached to the pallet within the wooden frame. The metal bracket must not protrude beyond the frame. A VE weight of max. Do not exceed 20 kg.



5. Documents

Accompanying and proper freight documents have to be given to the contracted carrier.

5.1 Packing List

Every shipment must include a packing list. The packing list is attached clearly visible by means of a document bag on the front side of the pallet. Each delivery has to be equipped with a packing list including order information:

- Pallet No.
- Reyher Article No.
- Description
- Batch No.
- Quantity
- Item quantity per box
- Box quantity
- Boxes per pallet
- Pallet quantity
- Weight

Created by: P. Rahms	Created on: 15.01.2020	Version: 6
Proved by: A. Schwertfeger H. Oetjen	Checked on: 15.04.2020 17.04.2020	
Authorized by: R. Krumbiegel	Approved on: 22.04.2020	Page 7 of 9

Revision-No.: 1.01

Date of issue: 01/2020

Example:

Attn: F. Reyher Nchfg. GmbH & Co. KG
 Haferweg 1, 22769 Hamburg, Germany
 Tel.: +49 40 853693 XX
 Fax: +49 40 85363435

Date: 12.10.2017




Pallet No.	Reyher Article No.	Description	Batch No.	Quantity	Item quantity per box	Box quantity	Boxes per pallet	Pallet quantity	Weight
1-2	03017.941.0700.009	D 3017 A 4 50-70/ 9 C7-W5 S		10700	50	214	107	2	278
3	03017.941.0270.009	D 3017 A 4 16-27/ 9 C7-W5 S		12000	100	120	120	1	205
4	03017.941.0800.009	D 3017 A 4 60-80/ 9 C7-W5 S		1800	25	72	88	1	78
	03017.941.1100.009	D 3017 A 4 90-110/ 9 C7-W5 S		400	25	16			

5.2 Certificates

- If articles are ordered with batch number, the packages and pallets must contain only goods from the same batch number.
- Basically the certificates have to be sent not later than the time the shipment is released. All required certificates have to be sent to the following E-Mail address: pruefbescheinigungen@reyher.de
- Further requirements for certificates are specified in REY017-01 and must be observed

5.3 Logistics Label

Please put one logistics label for each order position on each pallet. For further information see attachment 4.

Lieferant Musterlieferant Musterstraße 1 12345 Musterhausen		<i>Beispiel-Layout</i>	Logistik-Label logistics label	
Sechskantmuttern Hexagon nuts				
Norm/standard DIN 934	Abmessung/size M 64	Art.-Nr./item no. 00934.100.0640.000		
VE-Menge/quantity 10	Charge/Lot no.  1234567890123			
Palettenmenge/ pallet quantity <div style="border: 1px solid black; padding: 2px; display: inline-block;">2.000</div> (ggf. handschriftlich)	GTIN/EAN  4043952956113			
Bestell-Nr./purchase order no. 3029135	Bestell-Pos./p.o. item no. 070	Herkunftsland/country of origin DE		
Palette/pallet <div style="border: 1px solid black; padding: 2px; display: inline-block;">3</div>	von/of <div style="border: 1px solid black; padding: 2px; display: inline-block;">5</div>			

Created by: P. Rahms	Created on: 15.01.2020	Version: 6
Proved by: A. Schwertfeger H. Oetjen	Checked on: 15.04.2020 17.04.2020	
Authrized by: R. Krumbiegel	Approved on: 22.04.2020	Page 8 of 9

F. REYHER Nchfg.	Transport and Packaging Regulations Europe	REYHER  [®]
REY 901-1		

Revision-No.: 1.01

Date of issue: 01/2020

6. Attachment

All attachments will be provided by Reyher if necessary.

1. REY903 – Covering box
2. REY902 – Label Layout
3. REY904 – Box specification
4. Filling Instruction of Logistics Label

7. Adjustments

Revision date	Adjustment
02.03.2020	- In point 2.1.: Reference to REY904 added - Extension chapter 4.6. Threaded rods - Layout adjustments - Point 2 .: Supplement to the packaging labeling
04.06.2020	- Change 5.2 .: Reference to REY017-01 added

We confirm the receipt of and the compliance with the Transport - and Packaging Regulations REY 901:

Company:

Contact Person:

Address:

Phone:

Fax:

Place/ Date

Signature

Created by: P. Rahms	Created on: 15.01.2020	Version: 6
Proved by: A. Schwertfeger H. Oetjen	Checked on: 15.04.2020 17.04.2020	
Authorized by: R. Krumbiegel	Approved on: 22.04.2020	Page 9 of 9